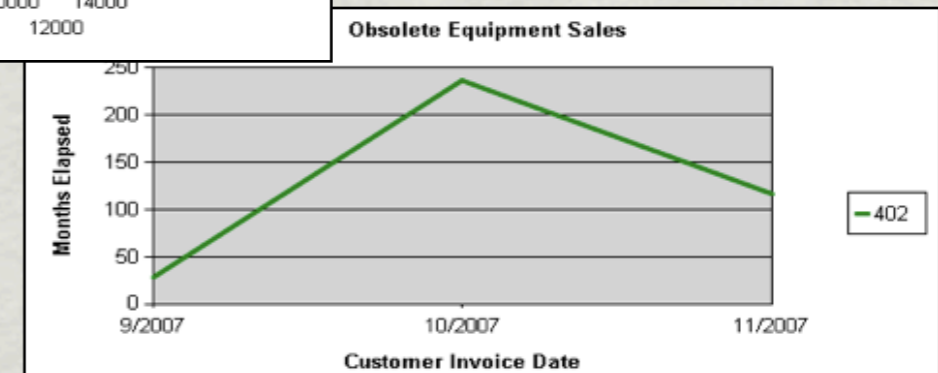
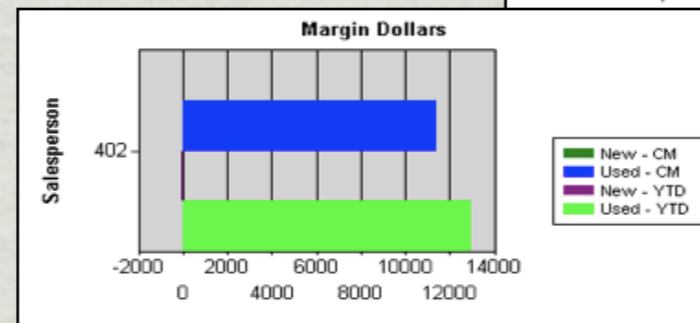
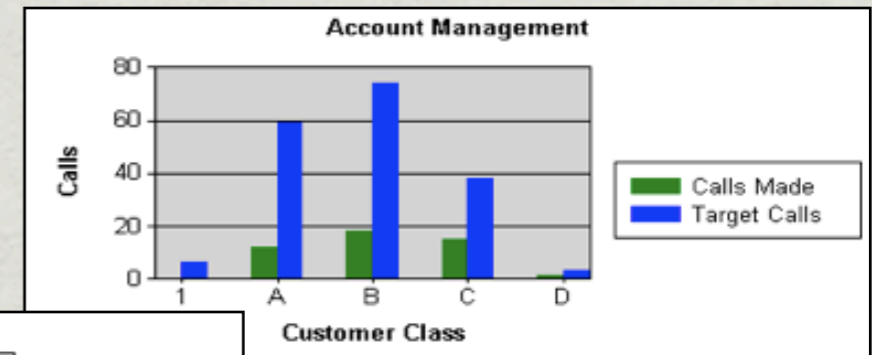


# Reporting Solutions...Out of the box & Custom

- Assigned Accounts Lists
- Competitive Customer List
- Call Reporting
- Overdue and Not Contacted Accounts
- Sales Opportunities
- Quotes
- Margin Analysis
- Inventory Aging
- Web based
  - Drill-Down Capabilities
  - Export Excel or Adobe



New Or Used		Last 6 Months	7 - 12 Months	Over 1 Year	Over 2 Years
<b>N</b>	Equipment Count	864	396	393	143
	Cost	8,376,861	1,495,148	1,231,881	476,059
	% of Cost	71.4%	74.1%	85.5%	63.9%
<b>U</b>	Equipment Count	162	43	41	36
	Cost	3,362,104	522,774	209,309	269,267
	% of Cost	28.6%	25.9%	14.5%	36.1%
<b>Total Equipment Count</b>		<b>1,026</b>	<b>439</b>	<b>434</b>	<b>179</b>
<b>Total Cost</b>		<b>11,738,964</b>	<b>2,017,922</b>	<b>1,441,190</b>	<b>745,326</b>
<b>% of Total Cost</b>		<b>100 %</b>	<b>100 %</b>	<b>100 %</b>	<b>100 %</b>